



Referans Nr.	a	b	c	d	e	f	g		 (kg)
2650-40025012	500	400	250	320	200	55	50	M12	170
2650-50030012	600	500	300	400	250	75	50	M12	230
2650-63035012	700	630	350	500	315	100	50	M12	380
2650-40025016	500	400	250	320	200	55	50	M16	168
2650-50030016	600	500	300	400	250	75	50	M16	228
2650-63035016	700	630	350	500	315	100	50	M16	376

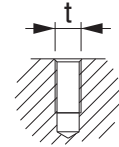
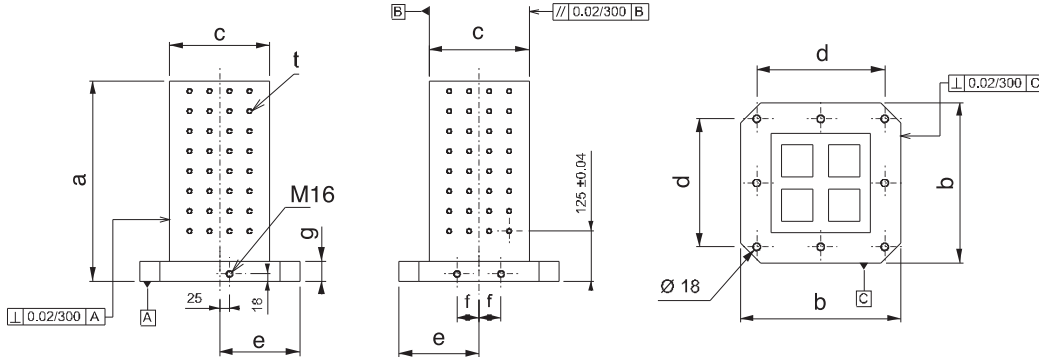


### Ürün Nr. 2650 Yatay İşleme Kulesi Kare (Dişli)

- Malzeme : Döküm
- Dört yüzeyine iş parçası bağlanabilir.
- Standart bağlama ekipmanlarına uyumludur.
- Her yüzeye M12 - M16 diş merkez aralığı 50mm  $\pm$ 0.02
- Gövdeye dişli

### Product Nr. 2650 Horizontal Processing Cube Square (with Threaded)

- Material : Casting
- Workpiece can be applied on four faces.
- It is in compliance with Standard Coupling Equipment.
- M12 - M16 thread gap on it's surface is 50  $\pm$  0.02.
- Threaded body



Gövdeye dişli  
Threaded body